

# Quizlet

Quizlet is great as both an application and a web-platform, where interactive flashcards and study sets are provided to cleverly support language learning and revision.

It is eye-catching, straightforward and exciting, which converts the learning process into a game (extremely effective for young learners!). It offers a variety of repetition methods: spelling, writing, matching and games, encouraging frequent use. We checked that Quizlet evokes real positive emotions in users, no matter what age! Frequent returning to this tool while using different options effectively supports individual learning.

Differentiation of tasks supports group learning. The adaptability to individual needs is really worth mentioning! Quizlet is customizable and thus gives assistance to students at different levels. Teachers save time with the use of available ready-made sets of vocabulary or sentences. They can implement Quizlet's methods into revision activities or vocabulary introduction, or make students' homework more attractive. Quizlet is adaptable for all age groups; however, younger pupils may need help with reading.



ACCESS VIA:

quizlet.com  
or mobile apps  
for iOS and Android



# Think outside the box

## A New Way of Using Quizlet

---

- It is wise to use Quizlet's well-functioning speech synthesizer to help practice vocabulary or phrases.
- Quizlet can be considered a handy tool to supplement official English language courses conducted in public schools (ready-made chapter kits from the most popular textbooks!).
- Remember: students dislike tests. Quizlet enables verification of knowledge without an official assessment.
- Discover more opportunities in group work – to speed up vocabulary learning, you can lead a group or try the competition factor by using an option of speed measure or the “Gravity” game (more appropriate for older and more tech savvy students).
- The “Gravity” game gives an option of playing in pairs, which makes it even more exciting.

## Watch out for pitfalls!

---

- Flashcards not for all? – young learners may have trouble with reading. Use endless opportunities of picture presentation and familiarize your students with the speech synthesizer.
- Students can lose interest if it's used too often. Make use of the variety of options offered by this tool!
- Preparing original interactive flashcards may require a bit of mastery from the teacher (but instructions and templates can ease your pain).
- Be careful! Quizlet only considers the answer correct if it is identical to the definition provided by the creator of the flashcard. Long or complex definitions may complicate verifying knowledge and frustrate the students.
- The paid version offers more, so it's good to consider subscribing to this tool officially as an educational institution. It is useful for other subjects as well.



# Quizlet

---

**LITERACY  
DEVELOPMENT  
SUPPORT**

It supports reading, writing and some first steps of communication. In some options (game) it also trains fast pace reading and writing.

---

**GROUP WORK  
CLASSROOM  
WORK**

Teacher's lead or competitive games in teams.

---

**INDIVIDUAL  
WORK**

Really great for individual training (adaptability to individual needs), repetition and self-evaluation.

---

**HOMEWORK**

Great for revision (multiple repetition).

---

**ASSESSMENT**

Both ways possible: self-assessment and competition among group members.



**HELPFUL DESCRIPTION & ADDITIONAL TIPS IN POLISH LANGUAGE CAN BE FOUND HERE:**

[biblioteki.org/kursy/Tablety\\_w\\_Bibliotece\\_kurs\\_na\\_platformie\\_iTunes\\_U.html](http://biblioteki.org/kursy/Tablety_w_Bibliotece_kurs_na_platformie_iTunes_U.html)  
check for KURSY - Odcinek 18. Zajęcia z pasją - Opis aplikacji Quizlet.pdf



## Voices from the staffroom

---

Quizlet is a great tool to encourage effective study habits and teach students to be autonomous learners. (...) I encourage students to download the app on their phone and developing the habit of opening the app to study whenever they have a few spare minutes.

— Jessi J. — Teaching assistant

My students work with ten vocabulary words each week, and we do a variety of activities with these words in the classroom. Quizlet allows my students to take that work with them even when they leave my classroom. It's a great review tool for them to study for their quizzes. In fact, the games, including Space Race and the new Gravity, are the best tools I have found for my students to learn and actually remember their words.

— Jennifer B. — Classroom teacher,  
Tri County Junior-Senior High School De Witt, USA

The tool is simple, but – esp. for students who struggle the most – the value of having cards that are “unloseable” cannot be overestimated!

— Christi C. — Classroom teacher

More opinions:


[commonsense.org/education/website/quizlet](https://commonsense.org/education/website/quizlet)

# Wordwall

Wordwall is a community-created platform, where teachers and educators can prepare their own interactive worksheets based on available templates.

It's a great supplementary tool with an attractive and simple layout for students. This intuitive platform allows endless opportunities for repetition of target language in a fun form that is both interesting for students and engaging. It can make the learning process more dynamic and, if used wisely, can provoke teamwork.

With Wordwall the revision tasks or homework tasks may really change into never ending fun game experiences. Thanks to efficient classroom management and instruction, WordWall can be used with any age groups, starting from 2-year-olds (Yes! we have checked it out!). The difficulty level of the activity will be completely different if a teacher decides on group or individual work, sets the time limits, or expects pupils to read on their own or helps them with reading.



ACCESS VIA:  
[wordwall.net](https://www.wordwall.net)



# Think outside the box

## A New Way of Using Wordwall

---

- Instead of spending a long time preparing for the lesson, assign students to create their own worksheets. Include self- and peer-correction and at the end swap worksheets among groups.
- To recycle materials from Wordwall, consider printing them out from time to time and using hard copies. It also saves your time, which is obviously priceless!
- Wordwall seems perfect to revise vocabulary, but for older groups it's also a great tool to practise grammar, for example word order in sentences.

## Watch out for pitfalls!

---

- Only one student on one device can play at the same time. For more advanced multiplayer mode options, try Quizlet or Kahoot!
- While a student is working on the task, we can't see his screen; also, screen sharing can be difficult for younger children. Adjust classroom management strategies to age groups and possibilities of your pupils.
- Students can lose interest if it's used too often. Plan wisely! Use different exercise templates and/or themes. You may also choose worksheets already prepared by other teachers!
- You don't see the outcome until you finish creating the game. You may need some time to master the admin panel.



# Wordwall

---

**LITERACY  
DEVELOPMENT  
SUPPORT**

It supports reading, writing and word matching, and helps younger students to get familiar with the visual representations of words. In chosen templates it also encourages the neglected skill of fast pace reading.

---

**GROUP WORK  
CLASSROOM  
WORK**

Brainstorm or competitive games in teams.

---

**INDIVIDUAL  
WORK**

Great as a game for individual lessons or as a revision method.

---

**HOMEWORK**

Great for revision (multiple repetition).

---

**ASSESSMENT**

You can track your students' scores when they do an activity by using the "assignment" feature.

---



## Voices from the staffroom

---

Wordwall takes vocabulary games and reviews into the digital world, and is easy to use for teachers and learners. If you are looking to add a new digital tool to your teaching, this is a very good place to start.

— Rob Lewis — Writer and editor for a number of online courses  
for both teachers and learners

Wordwall saved my life when we had to switch into online education with my kindergarten students. Maintaining personal contact through the video-conferences was crucial to keep their attention, but how could I lose such a great opportunity to include some new technology? Wordwall was a good choice - neat, easy and adjusted to my needs. Thanks to the possibility of making my own worksheets I was able to help my students meet the objectives of the lesson in an entertaining way.

— Ada — English teacher in kindergartens in Warsaw

I discovered Wordwall around the time when online teaching was introduced due to quarantine. Since then it's been the main tool I use during my online lessons. It keeps students engaged and entertained. I especially love the different layout theme options. One of my students' favourite themes is the skeleton one. The minute he knows he will see the skeleton in the game he is ready for the lesson. Learn what your students like and use Wordwall to personalize their learning experience.

— Agata — English teacher in primary schools in Warsaw

More opinions:

[thedigitalteacher.com/reviews/wordwall](https://thedigitalteacher.com/reviews/wordwall)




# Video recording for pronunciation

The tool combines an attractive activity (which is video recording) with an exercise aimed at pronunciation practice. It can be a great alternative for standard assignments.

Employing skills which are more and more popular among children and teenagers of the XXI century (used by them basically for communication and for playing) changes a boring task of vocabulary learning into an entertaining and effective tool for practising.

Students and teachers are able to watch their videos many times in order to hear their pronunciation and notice the areas needing improvement. Students can try to self-correct. Having all video clips saved in a folder, students can observe their progress, which positively affects on their motivation. What is more, recording videos can boost students' creativity: they first need to gather ideas for the video and plan the script to make a cool video.

Implementing the video recording task is possible even in the kindergarten. It is better to start earlier so the students will adjust to this form of activity. A great highlight: video recordings support both students and parents when parents don't know the target language.



#### HELPFUL LINKS TO MAKE VIDEOS:



[magisto.com](https://www.magisto.com)



[canva.com](https://www.canva.com)



[vimeo.com](https://www.vimeo.com)



# Think outside the box

## A New Way of Using Video recording

---

- Give students a list of words to practice, for example, words practising the /th/ sound and ask them to record themselves when reading the words.
- Organize peer-reading time work in pairs or small groups. Students take turns reading a story, while one person is recording. To enhance the video, children can show the book illustrations. They can record more than once to practise words, vocabulary and pronunciation.
- Recordings made individually at home can be then played and discussed as a group (practicing vocabulary of emotions, opinions, polite agreement and disagreement).

### Children can:

- Name the object on the flashcard or describe the picture in front of the camera.
- Present their toys, their room, their family, or describe what they are wearing.
- Retell what the story they read is about, and more advanced students can present a simple review of a movie/book they have recently seen/read.
- Pretend to be a character and give advice/ say what they would or wouldn't do to another character, while younger students may just copy the dialogues.
- Act out a role in a conversation (with their friends, their parents or siblings).
- Record their opinions about a book presented in class as a group.

## Watch out for pitfalls!

---

- In the beginning, recording videos may be stressful for children, so it may be better to start from audio recording and later on implement video.
- When making a video assigned as homework, we may need parents' support, especially for younger children. Ensure your contact with parents is effective! In order to avoid excessive help from parents, explain to them the aim of the task and provide a list of specific vocabulary to be used if that is the aim of the recording.
- The task may seem unattractive for less engaged students because it requires more commitment, preparation, and more time to record the video. Think of a good context or personalize the task to motivate all students.
- Remember to make your instructions clear and simple.
- Provide students with examples: record yourself to show them what you expect of them or read the text with the students as a first trial.
- Be supportive for parents and students, help them to understand the tool, give them suggestions on the tool/app/programme that works best when recording a video. It might be wise to make first recordings in class.



# Video recording for pronunciation

---

**LITERACY  
DEVELOPMENT  
SUPPORT**

It develops four learning skills. Students can read the story, listen to their own or their friend's recording. First, they may plan the script and later on they practice speaking in front of the camera.

---

**GROUP WORK  
CLASSROOM  
WORK**

Students can make a video in groups or as a whole class project.

---

**INDIVIDUAL  
WORK**

Comparing first and subsequent tries builds confidence and motivation to work even harder.

---

**HOMEWORK**

Perfect for homework assignments.

---

**ASSESSMENT**

Can be used for self- and peer-assessment as well as assessed by the teacher.

---



## Voices from the staffroom

---

Once during a language summer camp I assigned a special task to my students. It was our very last meeting after two weeks of intensive lessons. They were supposed to write a short letter to their parents, explaining why it was worth sending them to the summer camp and encouraging them to send them next year as well! After the letters were ready, students took their phones (an advantage of working with teens - they always have their phones on!) and recorded short videos or audio recordings that were sent immediately to their parents! Reactions were magnificent! So many positive emotions! It's brilliant when parents can immediately observe their kids' progress!


— Ada — senior teacher on youth camps

My group is at a true beginner level - they can barely say a sentence in English. While learning names of clothes, we drilled the sentence "I'm wearing..." and at the end of the unit, we recorded short videos of the kids presenting what they were wearing that day. During the next lesson, we watched the videos and the kids were very proud to see themselves speaking and performing on the screen. It was an easy, low prep, and highly motivating activity!

— Natalia — English teacher in kindergartens in Warsaw

# Edpuzzle

Edpuzzle is a great and vivid supplementary tool for teachers who want to introduce audio-visual elements to their lessons. This tool will help you diversify your lessons and strengthen your students' listening skills.



As it implements the idea of EDUTAINMENT it changes your students' perception and activity: from passive watching to interacting. You can use it with a variety of videos of your choice: YouTube, Khan Academy, National Geographic or others, depending on your learners' proficiency and the topic that you would like them to exercise. It's visual, full of movement and sound, so it will excite the students. If assigned individually, it enables each student to learn at their own speed.

The Edpuzzle website contains smart training courses for beginners and it offers free resources, so you can start with the videos recommended by the service. You can inspire yourself with suggestions available there or check out the Edpuzzle videos already prepared by others.

How does it work? Make an account. Find a YouTube video you wish to use (or upload your own) and paste the link into the Edpuzzle. Then POOF - the website allows you to add as many questions as you want to the video. You have a choice: Multiple Choice or Open ended. You can also add NOTES to any place if you wish to comment on what is going on in the video or draw attention to something that is important for whole-class discussion as an example. This option is also great for pre-teach vocabulary. Then assign the video-copy the link and paste it where you need the student to access it, or assign automatically if you have entered the students' names in your "Edpuzzle class." When the students play the video, they can REWATCH any part before the question, but cannot advance without prior responding.



# Think outside the box

## A New Way of Using Edpuzzle

---

- Use the videos as an introduction to a lesson, a short warm-up activity or a revision exercise.
- Use the platform as a storage of the video content you download from YouTube to make sure the videos you want to use never “disappear”.
- Use one video for many purposes, other than just adding questions to the video:
  - Select just the “Notes” option to make comments on an introductory video.
  - Select multiple-choice or open-ended questions to make a practice exercise or a formative quiz.
- Why not use it as an online lesson? Record yourself and have students watch the lesson you have prepared any time they want.
- For your video you can use short films recorded by your students -it will make them feel more responsible for the lesson.
- Encourage older students to prepare their own Edupuzzle videos with quiz elements by assigning Student Projects -let them interact in pairs.

## Watch out for pitfalls!

---

- Edpuzzle requires every user to sign up. Have your students sign up or solve the problem by creating the Open Classes for your students!
- The preview mode, which does not save the answers, is a good way to perform an introductory familiarization with the material.
- Avoid too many questions or long videos. If it is too long or you want to use a part of it, use the “Cut” option.
- Although there is a “Voiceover” option in the platform, you will need to upload your own video to be able to record voiceovers. The option doesn’t work for YouTube videos due to YouTube’s Terms of Service.
- If you use Edpuzzle on your mobile devices it will ask you to download an app.



# Edpuzzle

---

**LITERACY  
DEVELOPMENT  
SUPPORT**

Most important: strengthen connection between written form of a word (in a question or note) and the sound of it (in a video).  
Great opportunity to practise paraphrases.

---

**GROUP WORK  
CLASSROOM  
WORK**

The platform works best for both a whole-class activity and an individual homework activity.  
For classroom work use multiple-choice questions or notes.

---

**INDIVIDUAL  
WORK**

Videos can be assigned to individual students, however in class it is better to make it a whole-class activity since all students would need to use headphones.

---

**HOMEWORK**

Students have free access to the platform. They can rewatch videos multiple times.  
Choose „My Classes” to invite students and assign videos from “My Content”.

---

**ASSESSMENT**

Check your students’ progress in “Gradebook”.  
All multiple-choice answers are checked automatically, open-ended questions need to be checked by a teacher.

---



## Voices from the staffroom

---

Edpuzzle is a tool that gives students more control over the activities as well as makes the videos more student-centered. It is also an easy way to check your students' progress, the assessment process is automated and does not require much time.

— Agata — English teacher in Warsaw school

I use Edpuzzle quite often in my online lessons for a variety of activities. The cartoon series from 1963 are really good to practise question formation and answering in the past tense (change from “did he say” to “he said”) and to introduce reported speech. Since I wanted to control the pace of the lesson, I conducted the activity by sharing my screen and typing or selecting the answers my student provided. This allowed me to interject, replay the part of the video that was misunderstood, and explain until the student clearly grasped the concept or word, or became familiar with the cultural situation in the cartoon and its schema.

— Ada — English teacher in Warsaw school

Edupuzzle is really helpful for online lessons. While the video is playing, you and the student can see the moments where the questions will appear, both under the video itself and on the side in a timeline. It helps a child to be focused. A 10 minute story of Mr. Bean, having quite a lot of questions assigned to it, was just enough for 2 one-hour lessons in a 1-on-1 online setting. My student's language proficiency was very low at the time, so the questions were challenging, but the funny story made the lesson very interesting, allowing us to veer into many explanations. That experience was exceptional. But more often I cut the video clip into several puzzles. Shorter Edpuzzles allow me to pace the lessons better and hold the interest of the student longer by frequently switching the type of activity.

— Beata — English teacher — teaching online



# epic!

---

epic! is a digital library for kids that can be used as a supplementary store of endless books, audiobooks & videos - online or in app version.

A great tool for practising reading and comprehension of written or read text. A fantastic source of inspiration for teachers and creation of active lessons thanks to engaging stories filled with humor, encouraging both advanced readers and those who struggle with reading. If appropriately adjusted to children's skills, this tool can accompany students on every step of their "reading journey."

---

# epic!



ACCESS VIA:  
[getepic.com](https://getepic.com)



# Think outside the box

## A New Way of Using epic!

---

- Encourage students to read more by assigning them certain books, making quizzes, and checking their daily reading progress. Create reading challenges and appreciate development. For example, in the “reading race”: the more you read, the more attractive reward you get.
- Prepare a drama lesson based on stories encountered at epic! It can be a source of fun and revision at the same time.
- Make reading more fun! Add quizzes to the assigned books, which can be used as a reading-for-understanding activity or open-ended questions for a short discussion on the book.
- Some books are available with audio versions – make use of it and let your students practise listening while enjoying the stories!
- When your students are overwhelmed by reading, skip to videos! There is a satisfactory number of videos for different grades. At epic! you can find for example amusing video instructions for LEGO building.

## Watch out for pitfalls!

---

- For independent work at home, there is a possibility of less control over the content children read on their own, so to ensure some monitoring, combine independent reading with activities in class
- epic! has limited search options: by topic or grade. Unfortunately, you will not be able to search by age.
- Check the emotions of your students with the resources that you assign to ensure that they deal with topics that interest them while they read, watch or listen.



# epic!

---

**LITERACY  
DEVELOPMENT  
SUPPORT**

It highly develops reading skills, reading for understanding, and listening. epic! stories also establish the important habit of reading for pleasure.

---

**GROUP WORK  
CLASSROOM  
WORK**

The platform is mostly aimed at individual and independent work; however, teachers may decide to use epic! as a library resource and just read books in class or ask students to read them.

---

**INDIVIDUAL  
WORK**

After finding a suitable book by topic or grade, teachers can assign it. Additionally, a quiz can be taken by the student after reading.

---

**HOMEWORK**

epic! enables teachers to assign reading books as a homework activity. Students can be organized into classes to easily follow their progress in reading.

---

**ASSESSMENT**

Teachers can follow their students' daily progress in reading and their log activity. Quizzes are checked automatically, so students receive feedback as they take a quiz.

---



## Voices from the staffroom

---

Reading books has not been this creative and interactive before, with student access to hundreds of books. To check understanding, teachers can add a quiz to each book they assign and get them checked automatically, which also saves teachers' precious time! Marvelous!

— Agata — English teacher from Warsaw

A wealth of forms of collaboration with the word is amazing with epic! You can try different options to check which type of books your children like. Cool to master their reading and understanding skills but above all - to make them like reading!

— Iga — homeschooling mother

Epic School and Epic Free are two available reading modes, which means students not only can do a lot of reading at school, but also read after school for free for 2 hours each week! Parents control their children's access to the platform, which allows for excellent communication opportunities between the teacher, the student and the parents. This can also be a starting point of student-led parent-teacher conferences.

— Beatrice — former English teacher at JIS in Jakarta

With epic! you can easily implement Paired (or Partner) Reading - a strategy supporting readers who lack fluency, but not only. When students read aloud to each other, it helps them work together. It encourages cooperation and supports peer-assisted learning.

— Allan — early school teacher in Oklahoma City